

MBS63 Series

MBS63 HG

50KA INTERRUPTION CAPACITY (480V)

Key Features:

- Clear Indication of Operator Position
- Padlockable OFF Operator
- Variety of Auxiliaries to fit all models
- Trip Test Function
- Mechanical Safety Door Interlock

MBS63 CONTROLLER
"HIGH INTERRUPTION"



| FLA Adjustment Range ① | Three Phase HP ① | | | | Single Phase HP | | Short Circuit Breaking Capacity ICU KA | Instantaneous Short Circuit Trip Amps | Catalog No. | Open List Price \$ | Enclosed Nema 3R | Enclosed Nema 4/12 -N4 ② |
|------------------------|------------------|----------|----------|----------|------------------|------------------|--|---------------------------------------|--------------|--------------------|------------------|--------------------------|
| | 200-208V | 220-240V | 440-480V | 575-600V | 115V | 230V | | | | | | |
| 6.3-10 | 2 | 3 | 5 | 7-1/2 | 1/2 | 1 ^{1/2} | 100 | 130 | MBS63 HG 100 | 235 | \$410 | \$430 |
| 9-13 | 3 | 3 | 7-1/2 | 10 | 1/2 | 2 | 50 | 169 | MBS63 HG 130 | 260 | 435 | 455 |
| 11-16 | 3 | 5 | 7-1/2 | 10 | 1 | 2 | 50 | 208 | MBS63 HG 160 | 260 | 435 | 455 |
| 14-20 | 5 | 5 | 10 | 15 | 1 ^{1/2} | 2 | 50 | 260 | MBS63 HG 200 | 260 | 435 | 455 |
| 19-25 | 7-1/2 | 7-1/2 | 15 | 20 | 2 | 3 | 50 | 325 | MBS63 HG 250 | 260 | 435 | 455 |
| 24-32 | 10 | 10 | 20 | 25 | 2 | 5 | 50 | 416 | MBS63 HG 320 | 295 | 470 | 490 |
| 28-40 | 10 | 10 | 25 | 30 | 3 | 7 ^{1/2} | 50 | 520 | MBS63 HG 400 | 295 | 470 | 490 |
| 35-50 | 15 | 15 | 30 | 40 | 3 | 10 | 50 | 650 | MBS63 HG 500 | 295 | 470 | 490 |
| 45-63 | 20 | 20 | 40 | 50 | 5 | 10 | 50 | 819 | MBS63 HG 630 | 295 | 470 | 490 |

① Selection of the controller depends on the actual motor full load current and service factor. For motors with service factor of 1.15 or greater, use motor full load current to select the approximate current range. For motors with a service factor less than 1.15, multiply the normal full load current by .9 for the current setting.

② If NEMA 4X fiberglass is desired, replace -N4 with -4X. Same price. *Enclosed units include safety door int.operator

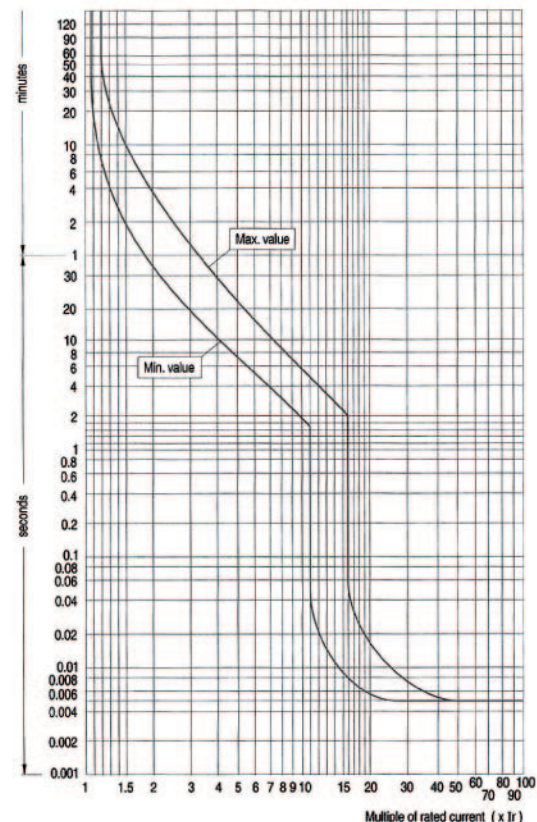


External Operator Kit - Kit Includes:

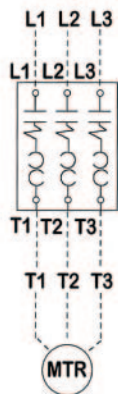
- Safety Door Interlock
- Padlockable Handle
- Shaft Coupling & Extension (See page 97.)

THERMAL-MAGNETIC TRIPPING CURVE

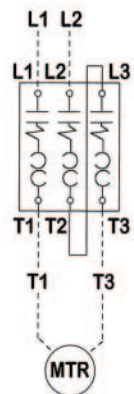
MBS63...



MBS32 and MBS63 THREE PHASE AND SINGLE PHASE CONNECTIONS



THREE PHASE



SINGLE PHASE

Note on Single Phase Connections

Single Phase applications require "all three" overload legs to be energized for proper operation. Use separate jumper to connect terminals T2 to L3. Connect power to L1 and L2 and apply load between T1 and T3.