

Enclosed 30A Fusible Disconnect (NEMA 1, 12, 3R, 4X) & Enclosed Non - Fusible Disconnects. UL508

ENCLOSED 30A Fusible Disconnect



Part # CC-30A-RG-4X





**NEMA 4X, IP 67
\$146.00 List**

Above part number shown as Red / Yellow Operator. For Black Version Replace "RG" with "SS".
Example: CC-30A-SS-4X (same price)

The Enclosed 30 Amp Fusible Disconnect is safety door interlocked with capability of being " Locked Out " with up to three padlocks.

Fuse type required is "cc" rejection feature
Fuse : Operator is capable of being defeated.
Standard part number is inclusive with 3 poles.
If Auxiliaries are desired see next page for adder. (1N.C / 1N.C) Add suffix - "AX" (+19 list)
Example : CC - 30A - RG - 4X - AX \$ 165 List each.

(Enclosed) "Non" - Fusible Disconnects NEMA 1, 3R,12,4X (3 Pole) 25 Amp - 80 Amps

General Purpose Amps	Horsepower Rating / HP	1 Phase		3 Phase		Handle Color	Part Number	List Each	Dimensions		
		H	W	D	H				W	D	
 25A	Horsepower Rating / HP		1 Phase	3 Phase					25Amp		
	110-120V AC		1	2	Red / Yellow	25A - 3P - RG - 4X	\$87				
	200V AC		2	5				H W D			
	208V AC		2	5	Black	25A - 3P - SS - 4X		118 96.4 106			
	220-240V AC		3	7.5							
	265V AC		3	7.5							
	277V AC		3	7.5							
	380-415V AC		5	10							
440-480V AC		7.5	15								
550-600V AC		5	10								
 40A	Horsepower Rating / HP		1 Phase	3 Phase					40Amp		
	110-120V AC		2	3	Red / Yellow	40A - 3P - RG - 4X	\$140				
	200V AC		3	7.5				H W D			
	208V AC		3	7.5	Black	40A - 3P - SS - 4X		190 144 131			
	220-240V AC		5	10							
	265V AC		5	10							
	277V AC		5	10							
	380-415V AC		7.5	15							
440-480V AC		10	20								
550-600V AC		7.5	15								
 60A	Horsepower Rating / HP		1 Phase	3 Phase					60Amp		
	110-120V AC		3	5	Red / Yellow	60A - 3P - RG - 4X	\$153				
	200V AC		5	10				H W D			
	208V AC		5	10	Black	60A - 3P - SS - 4X		190 144 131			
	220-240V AC		5	10							
	265V AC		5	10							
	277V AC		7.5	10							
	380-415V AC		10	20							
440-480V AC		15	25								
550-600V AC		15	25								
 80A	Horsepower Rating / HP		1 Phase	3 Phase					80Amp		
	110-120V AC		3	7.5	Red / Yellow	80A - 3P - RG - 4X	\$214				
	200V AC		7.5	10				H W D			
	208V AC		7.5	15	Black	80A - 3P - SS - 4X		190 144 131			
	220-240V AC		7.5	15							
	265V AC		10	20							
	277V AC		10	20							
	380-415V AC		15	25							
440-480V AC		20	30								
550-600V AC		25	40								

▲ Contact Factory: For larger sizes. Also available are Stainless steel Enclosed version.