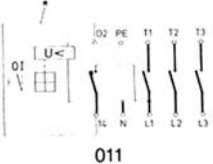


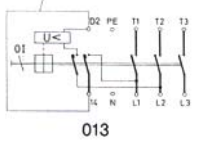
SERIES S
30 - 150 AMP
CE
**RED-YELLOW
OPERATOR**
**OPEN TYPE
ON - OFF**
FRONT MOUNT
600 VOLT AC


Circuit diagram ◆	SIZE UNIT	RATED CURRENT		WITH BE OPERATOR		WITH D OPERATOR	
		ITH (AMP)	UL/CSA G.P. Amps	CATALOG NUMBER	LIST PRICE	CATALOG NUMBER	LIST PRICE

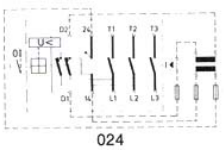
Operating voltage phase to neutral

 <p style="text-align: center;">011</p>	S1	25	30	E S1-11 BE 3 FM-*	\$278	E S1-11 D 3 FM-*	\$285
	S3N	40		E S3N-11 BE 3 FM-*	292	E S3N-11 D 3 FM-*	299
	S5N	80		E S5N-11 BE 4 FM-*	463	E S5N-11 D 4 FM-*	470
	S7N	150		E S7N 11 BE 4 FM-*	719	E S7N 11 D 4 FM-*	726

UV operating voltage line to line

 <p style="text-align: center;">013</p>	S1	25	30	E S1-13 BE 3 FM-*	\$278	E S1-13 D 3 FM-*	\$285
	S3N	40		E S3N-13 BE 3 FM-*	292	E S3N-13 D 3 FM-*	299
	S5N	80		E S5N-13 BE 4 FM-*	463	E S5N-13 D 4 FM-*	470
	S7N	150		E S7N-13 BE 4 FM-*	719	E S7N 13 D 4 FM-*	726

For control transformer, UV coil voltage, 120V 60Hz

 <p style="text-align: center;">024</p>	S1	25	30	E S1-24 BE 3 FM-*	\$278	E S1-24 D 3 FM-*	\$285
	S3N	40		E S3N-24 BE 3 FM-*	292	E S3N-24 D 3 FM-*	299
	S5N	80		E S5N-24 BE 4 FM-*	463	E S5N-24 D 4 FM-*	470
	S7N	150		E S7N-24 BE 4 FM-*	719	E S7N-24 D 4 RM-*	726

EMERGENCY STOP STATION

◆ To add emergency stop pushbuttons or other trip contacts to UV circuit, remove jumper connection (14-D2).

NOTE: FOR BLACK OPERATORS ADD SUFFIX:

-SI for "BE" handle, -SS for "D" handle

TYPE S4 ISO ENCLOSURES are outdoor dust tight for protection against water sprayed from all directions.

*COIL SUFFIX (UV TRIP COIL 60Hz)	
-A	120 VOLT
-C	230 VOLT
-D	380 VOLT
-E	480 VOLT

**SERIES S
RED-YELLOW
OPERATOR** **OPEN TYPE
ON - OFF**

**BASE MOUNT WITH SAFETY
DOOR INTERLOCK**

**30 - 150 AMP
BASE MOUNT**

600 VOLT AC



Replace "D" in catalog number with "SD"

▲ Add \$18 List.

Example: E S1-11 SD 3 BM-*

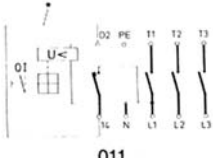


IP54

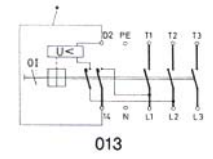
IP54

Circuit diagram ◆	SIZE UNIT	RATED CURRENT		WITH BE OPERATOR		WITH D OPERATOR	
		I _{TH} (AMP)	UL/CSA G.P. Amps	CATALOG NUMBER	LIST PRICE	CATALOG NUMBER	LIST PRICE

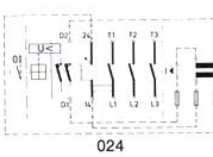
Operating voltage phase to neutral

	S1	25	30	E S1-11 BE 3 BM-*	\$278	E S1-11 D 3 BM-*	\$285
	S3N	40		E S3N-11 BE 3 BM-*	292	E S3N-11 D 3 BM-*	299
	S5N	80		E S5N-11 BE 4 BM-*	500	E S5N-11 D 4 BM-*	507
	S7N	150		E S7N-11 BE 4 BM-*	751	E S7N-11 D 4 BM-*	758

UV operating voltage line to line

	S1	25	30	E S1-13 BE 3 BM-*	\$278	E S1-13 D 3 BM-*	\$285
	S3N	40		E S3N-13 BE 3 BM-*	292	E S3N-13 D 3 BM-*	299
	S5N	80		E S5N-13 BE 4 BM-*	500	E S5N-13 D 4 BM-*	507
	S7N	150		E S7N-13 BE 4 BM-*	751	E S7N-13 D 4 BM-*	758

**For control transformer,
UV coil voltage, 120V 60Hz**

	S1	25	30	E S1-24 BE 3 BM-*	\$278	E S1-24 D 3 BM-*	\$285
	S3N	40		E S3N-24 BE 3 BM-*	292	E S3N-24 D 3 BM-*	299
						-	-
						-	-

EMERGENCY STOP STATION

◆ To add emergency stop pushbuttons or other trip contacts to UV circuit, remove jumper connection (14-D2).

NOTE: FOR BLACK OPERATORS ADD SUFFIX:

-SI for "BE" handle, -SS for "D" handle



Shaft extension and coupling.

Switch Size	Shaft Length*	Catalog Number	List Price
D1, D2, D3	200mm (7.87 in)	ED-SE-5	\$15
D4, D5	155mm (6.10 in)	ED-SE-7	16
D6, D7	134mm (5.27 in)	ED-SE-11	20

*Allows for up to a 12" deep enclosure - field cut the shaft to length.

***COIL SUFFIX
(UV TRIP COIL 60Hz)**

-A	120 VOLT
-C	230 VOLT
-D	380 VOLT
-E	480 VOLT

SHAFT COUPLING ONLY

E-171479	\$6 List
E-171487	\$10 List