

## Motor Circuit Protectors



### MBS25N Motor Circuit Protector (MCP, Manual Motor Starter) rated up to 25A - Screw Terminal

- With overload and short-circuit protection
- Fixed short-circuit release
- High Short-Circuit Interrupting Rating up to 50kA @ 480V on some sizes.
- With phase-failure sensitivity according to IEC 60947-4-1
- Ambient temperature compensation: -13°F + 140°F (-25°C + 60°C)
- For use as main switch (IEC 60947-2)
- Pushbutton operated
- 35 mm DIN-rail mountable
- Wide range of accessories

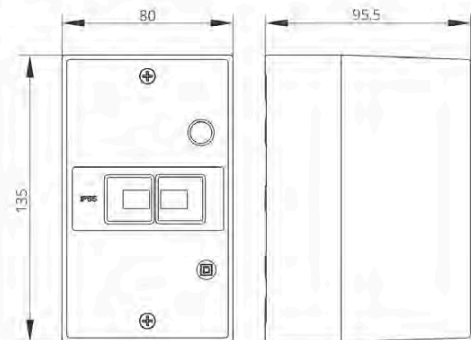


Single Phase Horse Power ②		Three Phase Horse Power				Setting overload release ① In (A)	Instantaneous magnetic trip Im (A)	Basic Catalog #	List \$	List \$ With Optional IP 55 Enclosure -S4
115 V HP	230 V HP	208 V HP	230 V HP	460 V HP	575 V HP					
-	-	-	-	-	-	0.1...0.16	2.2	MBS25N-001	\$ 90	\$ 128
-	-	-	-	-	-	0.16...0.25	3.5	MBS25N-002	\$ 90	\$ 128
-	-	-	-	-	-	0.25...0.4	6.0	MBS25N-004	\$ 90	\$ 128
-	-	-	-	-	1/4	0.4...0.63	9.0	MBS25N-006	\$ 90	\$ 128
-	-	-	-	1/2	1/2	0.63...1	14	MBS25N-010	\$ 90	\$ 128
-	1/10	1/4	1/3	3/4	3/4	1...1.6	23	MBS25N-016	\$ 90	\$ 128
-	1/6	1/2	1/2	1	1 1/2	1.6...2.5	35	MBS25N-025	\$ 90	\$ 128
1/8	1/3	3/4	3/4	2	3	2.5...4	56	MBS25N-040	\$ 90	\$ 128
1/4	1/2	1	1 1/2	3	5	4...6.3	88	MBS25N-063	\$ 90	\$ 128
1/2	1 1/2	2	3	5	7 1/2	6.3...10	140	MBS25N-100	\$ 100	\$ 138
1	2	3	5	10	10	10...16	224	MBS25N-160	\$ 100	\$ 138
1 1/2	3	5	5	10	15	16...20	280	MBS25N-200	\$ 112	\$ 150
2	3	7 1/2	7 1/2	15	20	20...25	350	MBS25N-250	\$ 132	\$ 170

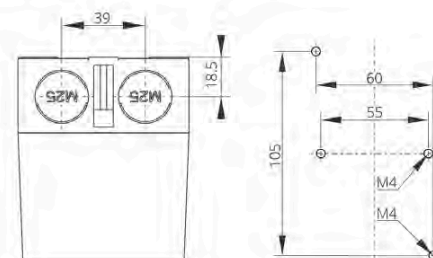
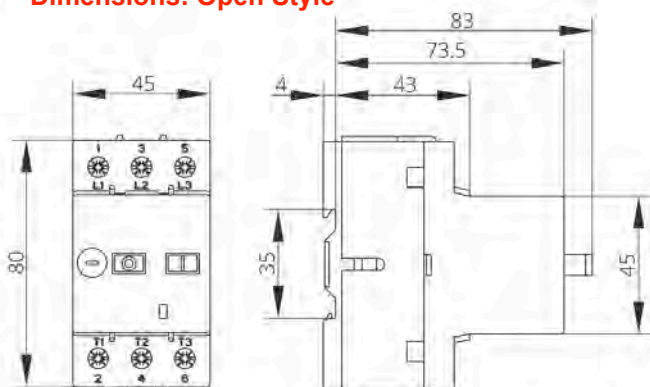
① Selection of the controller depends on the actual motor full load current and service factor. For motors with service factor of 1.15 or greater, use motor full load current to select the approximate current range. For motors with a service factor less than 1.15, multiply the normal full load current by .9 for the current setting.

② Single phase applications require all three overload legs to be energized for proper operation. Use separate conductor to connect terminal T2 to L3. Connect power to L1 and L2 and apply load between T1 and T3.

### Dimensions: S4 Enclosed

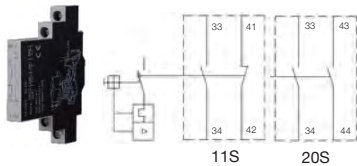


### Dimensions: Open Style



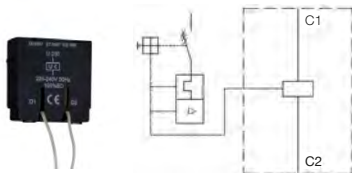
## Accessories

### **Auxiliary contact blocks**



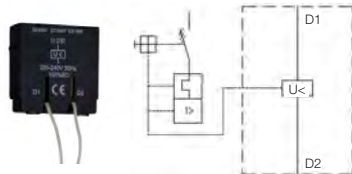
Description	Type	Cat. no.	List
Side Mount			
2 contact blocks per starter. (600VAC Max, 6A I <sub>th</sub> )	1NO / 1NC	HS25N11	\$20
	2NO	HS25N20	20

### **Shunt trip device**



Description	Voltage	Cat. no.	List
Operating Voltage -15% to +10%	24 VAC	AM25N-5A	\$54
	120 VAC	AM25N-53	54
	230 VAC	AM25N-51	54

### **Undervoltage trip device**



Description	Voltage	Cat. no.	List
Operating Voltage -15% to +10%	120 VAC	RM25N-53	\$54
	230 VAC	RM25N-51	54
Tripping Voltage -30%	460 VAC	RM25N-52	54

### **Compact Enclosure IP55**



Description	Type	Cat. no.	List
<ul style="list-style-type: none"> <li>IP55 - Nema 12</li> <li>Includes Ground Terminal</li> <li>Two cable entry knockouts, top and bottom (M25)</li> </ul>	Grey / Black	IM25N	\$38

### **Flush Plate w/ gasket IP55**



Description	Type	Cat. no.	List
<ul style="list-style-type: none"> <li>IP55 - Nema 12</li> <li>Includes Ground Terminal</li> </ul>	Grey / Black	ITM25N	\$26

## Accessories

### Mushroom Operators



Description	Type	Cat. no.	List
Used with catalog #'s IM25N, & ITM25N	Twist To Release	PS106M25N	\$38
	Key To Release	PS107M25N	58

### Lock Off Kit



Description	Type	Cat. no.	List
Used with catalog #'s IM25N, & ITM25N	For 3 Padlocks	BCM25N	\$18

### Dimensions

